



National Center for Injury Prevention and Control (NCIPC)

Notice of Funding Opportunity

**Application due May 5, 2025**







# Drug-Free Communities Support Program – Competing Continuation (Year 6)

Opportunity number: CDC-RFA-CE20-20040601CONT25

**The White House Office of National Drug Control Policy has decided to recomplete the Awards for the 2025 Drug Free Communities Support Program to ensure that applicants are in compliance with the President's Executive Orders.**



# Contents

Before you begin	3
 <b>Step 1: Review the Opportunity</b>	<b><u>4</u></b>
Basic information	5
Funding details	6
Eligibility	7
Program description	12
 <b>Step 2: Prepare Your Application</b>	<b><u>33</u></b>
Find the application package	<u>34</u>
Help applying	<u>34</u>
Join the informational call	<u>34</u>
Application contents and format	<u>35</u>
 <b>Step 3: Understand Review, Selection, and Award</b>	<b><u>48</u></b>
Application review	<u>49</u>
Selection process	<u>49</u>
Risk review	<u>49</u>
Award notices	<u>50</u>
 <b>Step 4: Submit Your Application</b>	<b><u>51</u></b>
Get registered	<u>52</u>
Application submission and deadlines	<u>53</u>
Submission methods	<u>54</u>
Other submissions	<u>54</u>
 <b>Step 5: Learn What Happens After the Award</b>	<b><u>55</u></b>
Post-award requirements and administration	<u>56</u>
Reporting	<u>58</u>
CDC award monitoring	<u>60</u>
Required Training	<u>61</u>
 <b>Contacts and Support</b>	<b><u>62</u></b>



# Before you begin

If you believe you are a good candidate for this funding opportunity, secure your [SAM.gov](#) and [Grants.gov](#) registrations now. If you are already registered, make sure your registrations are active and up-to-date.

## **SAM.gov registration (this can take several weeks)**

You must have an active account with SAM.gov. This includes having a Unique Entity Identifier (UEI).

[See Step 2: Prepare Your Application](#)

## **Grants.gov registration (this can take several days)**

You must have an active Grants.gov registration. Doing so requires a Login.gov registration as well.

[See Step 2: Prepare Your Application](#)

## **Apply by the application due date**

Applications are due by 11:59 p.m. Eastern Time on May 5, 2025.



To help you find what you need, this NOFO uses internal links. In Adobe Reader, you can go back to where you were by pressing Alt + Left Arrow (Windows) or Command + Left Arrow (Mac) on your keyboard.



# Step 1:

# Review the Opportunity

## In this step

Basic information	<a href="#">5</a>
Funding details	<a href="#">6</a>
Eligibility	<a href="#">7</a>
Program description	<a href="#">12</a>

# Basic information

Centers for Disease Control and Prevention (CDC)

U.S. Centers for Disease Control and Prevention

National Center for Injury Prevention and Control (NCIPC)

---

Strengthen collaborations to reduce and prevent substance use in communities.

---

## Summary

Our purpose is to support the efforts of community coalitions who work to prevent and reduce substance use among youth. The program has two goals:

- Support community coalitions that work to prevent and reduce substance use among youth 18 years and younger by establishing and strengthening collaboration among communities, public and private nonprofit agencies, and federal, state, local, and tribal governments.
- Reduce substance use among youth and, over time, reduce substance use among adults by:
  - Addressing the factors in a community that increases the risk of substance use.
  - Promoting the factors that minimize the risk of substance use.



Have questions?  
Go to [Contacts and Support](#).

## Key facts

**Opportunity name:**

Drug-Free Communities Support Program – Competing Continuation (Year 6)

**Opportunity number:**

CDC-RFA-CE20-20040601CONT25

**Announcement type:**

Continuation

**Assistance listing:**

93.276

## Key dates

**Application deadline:**

May 5, 2025

**Informational call:**

March 25, 2025

**Expected award date:**

August 29, 2025

**Expected start date:**

September 30, 2025

# Funding details

Type: Grant

**Expected total program funding over the performance period: \$31,250,000**

**Expected total program funding per budget period: \$6,250,000**

**Expected awards: 50**

**Funding range per applicant per budget period: Up to \$125,000**

**Expected average award amount per budget period: \$125,000**

We plan to award projects for five 12-month budget periods for five-year period of performance.

The number of awards is subject to available funds and program priorities.

# Eligibility

The intent of this NOFO is to fund community-based coalitions addressing youth substance use that have previously received a DFC grant (Year 1–5).

Additionally, community-based coalitions that previously received a DFC grant but have experienced a lapse in funding or have concluded the first five-year funding cycle and are applying for a second five-year funding cycle are eligible for this funding. A DFC applicant must reside within the United States or the U.S. territories.

## Statutory authority

Drug-Free Communities Act, [21 USC 1531](#) et seq., P.L.105-20

## Statutory eligibility requirements

To be eligible for this opportunity, the community coalition must meet all of the DFC statutory eligibility requirements. The coalition must:

- Include representatives from each of the 12 required sectors.
- Be made up of representatives who have worked together on substance use for at least six months.
- Have its main mission statement be related to youth substance use prevention.
- Address at least two substances.
- Not overlap with another DFC coalition without a letter of mutual collaboration.
- Be able to receive federal funding individually or through a legal entity eligible to receive federal funds (e.g. fiscal agent).
- Have not received more than 10 years of DFC funding.
- Participate in the DFC national cross-site evaluation.
- Request no more than \$125,000 per year.
- Secure a 100 percent match from non-federal sources.

## Required statutory eligibility proof

To meet the statutory eligibility requirements, include the following:

- Sector table that includes the 12 required sectors.
- Meeting minutes.
- General applicant information.
- Letter of mutual cooperation if there is overlap with another coalition.
- Statement of legal eligibility that says if the coalition is a 501(c)(3) organization or is partners with a fiscal agent, if applicable.
- Memorandum of Understanding (MOU) between the coalition and the fiscal agent, if applicable.
- Ten-year funding limit that attests that the coalition has not received more than 10 years of DFC funding.
- Describe how you will collect and report the DFC Program's required core measures. See Required Performance Measures and Evaluation Performance Measurement Plan sections.
- Submit a budget and budget narrative that requests no more than \$125,000 in federal funds and outlines 100 percent in non-federal match.

For more detailed information, refer to the [attachment](#) section.

## Ten-year funding limit

**If you are a community coalition that has already received 10 years of DFC funding, you are not eligible for this award.**

To be eligible, you would have to form a new coalition. The proposed new, unique, and distinct coalition must:

- Consist of different leadership and sector representatives from the community.
- Have a new name and mission statement.
- Develop a 12-month action plan based on newly conducted community needs assessment.
- Serve a new population.

If you are a fiscal agent applying on behalf of a new coalition, the 10-year funding limit does not apply to you.

## Eligible applicants

The community coalition must be a 501(c)(3) organization, or the coalition can partner with an outside organization that is eligible to receive federal funds to serve as the Fiscal Agent on behalf of the coalition. Fiscal agents can include the following types of organizations:

- State governments or their bona fide agents (includes the District of Columbia).
- Territorial governments or their bona fide agents in the Commonwealth of Puerto Rico, the Virgin Islands, the Commonwealth of the Northern Mariana Islands, American Samoa, Guam, the Federated States of Micronesia, the Republic of the Marshall Islands, and the Republic of Palau.
- County governments or their bona fide agents.
- City or township governments or their bona fide agents.
- Special district governments or their bona fide agents.
- Independent school districts.
- Public and state-controlled institutions of higher education.
- American Indian or Alaska native tribally designated organizations.
- Public housing authorities and Indian housing authorities.
- Native American tribal organizations, other than federally recognized tribal governments.
- Nonprofits having a 501(c)(3) status, other than institutions of higher education.
- Private institutions of higher education.
- State-controlled institutions of higher education.
- For-profit organizations other than small businesses.
- Small businesses.

## Responsiveness criteria

We will review your application to make sure it meets these requirements.

These are the basic requirements you must meet to move forward in the competition. We won't consider an application that:

- Is from an organization that doesn't meet eligibility criteria. Refer to the requirements outlined in the eligibility section.
- Is submitted after May 5, 2025.

- Proposes research activities. See [45 CFR 75.2](#) for the definition of research.
- Is from an organization that has another DFC grant.
- Is from an organization that is in a different state than the coalition.

## Application limits

In addition to the responsiveness criteria, you must follow these limits related to the number of applications your organization can submit.

Under this NOFO, you may submit only one application under your organization's Unique Entity identifier (UEI).

## Cost sharing and matching funds

This program requires you to contribute 100 percent of the federal share in year 6. Beginning in year 7, the percentage increases. For 6 to 10 years of DFC funding, you must contribute the appropriate percentage in match funding.

Year of funding request	Matching requirement
6	100 percent
7 to 8	125 percent
9 to 10	150 percent

## Types of cost sharing

You can meet your match requirement through any combination of:

- Cash contributed by your organization.
- Cash contributed by partners or other third parties.
- In-kind (non-cash) contributions from third parties.

## Acceptable in-kind match

Some examples include:

- The value of goods and services donated to the operation of the DFC coalition, including:
  - Office space.
  - Volunteer secretarial services.
  - Pro bono accounting services.
  - Other volunteer services to support the coalition's work.

- Other volunteer services, including youth hours worked on events.
- Training programs sponsored by other coalitions or partners from the community.
- In-kind services provided by key personnel including the program director and authorized organization representative.
- Coalitions that include a representative with expertise in the field of substance use from the Bureau of Indian Affairs, the Indian Health Service, or a tribal government agency and that are serving a tribal community can use additional federal funding as match.

## Use of opioid settlement funds

Use of opioid settlement funds may satisfy the match requirement under the DFC program and may be allowable as it meets the criteria of “not paid by the Federal Government under another Federal award” under applicable grant regulations, [45 CFR 75.306\(b\)\(5\)](#).

The use of the funds in this way is subject to applicable law, including state, local, or other provisions that apply to these opioid settlement funds.

## Unacceptable in-kind match

Some examples include:

- Federal funds, including those passed through a state or local government, such as the Comprehensive Addiction and Recovery Act (CARA) Community Based Coalition Enhancement of Grants to Address Local Drug Crises and Sober Truth on Preventing (STOP) Underage Drinking Act grants.

# Program description

## Background

### Overview

There are still too many young people using substances like alcohol, tobacco, marijuana, opioids, and prescription drugs. Although substance use among youth has declined over the last decade, drug overdose deaths among youth have significantly increased over the last few years.

### Effects of substance use

When young people use substances, it can:

- Negatively impact their brain development.
- Lead to risky behaviors.
- Make them more likely to experiment with harmful substances.
- Make them more likely to develop a substance use disorder later in life.

Young people's mental health, along with where they live, learn, work, and play, can impact whether they start to use substances. This can contribute to higher risk of substance use among different groups. Regardless, every young person deserves access to better health.

### What we can do

One of the best ways to prevent young people from using substances is carrying out comprehensive strategies that address the individual, family, and community-level risk and protective factors that influence youth substance use.

Organizations located in communities are trusted partners because they have built strong relationships and understand the needs of their communities. By working together as a coalition, these organizations can create a tailored approach to youth substance use based on a community's unique circumstances.

We designed this funding opportunity to help community coalitions carry out comprehensive strategies that reduce risk factors and promote protective factors to prevent and reduce substance use among youth. To do this, you will partner with a broad array of organizations and sectors within your community.

### Related work

Fiscal year 2024

- [Drug-Free Communities \(DFC\) Support Program-Competing Continuation \(Year 6\) CDC-RFA-CE20-200406CONT24](#)
- [Office of National Drug Control Policy | The White House](#)

## Purpose

The purpose of this program is to support the efforts of community coalitions who work to prevent and reduce substance use among youth.

## Approach

### Overview

Grant funds support a comprehensive approach to address youth substance use in communities and to develop coalitions capable of building their local capacity to carry out evidence-based prevention strategies. These are strategies that have been proven to prevent or reduce youth substance use.

Establishing a cohesive multi-sectoral community coalition can help to effectively carry out evidence-based and practice-based youth substance use prevention strategies within a community.

These strategies should address the factors in a community that increase the risk of substance use and promote the factors that minimize the risk of substance use.

We based the DFC logic model on the Seven Strategies for Community-Level Change. The following logic model includes the strategies and activities recommended under this NOFO. It also includes the program's expected short-term, intermediate, and long-term outcomes.

### Program logic model

The following logic model includes the strategies and activities allowed under this NOFO.

The logic model also includes the program's expected outcomes. Outcomes are the results that you intend to achieve and usually show the intended direction of change, such as increase or decrease.

The **asterisked ( \* )** outcomes are those we expect you to achieve during five-year period of performance.

Not all outcomes apply to all strategies. The table shows how they apply. You will use these outcomes as a guide for developing performance measures.

**Table: Strategies and outcomes**

Strategies and activities	Short-term Outcomes 1-2 years	Intermediate Outcomes 3-4 years	Long-Term Outcomes 5 years
<p><b>Strategy 1. Provide information</b> to the general public and key stakeholders about youth substance use.</p> <p><b>Strategy 2. Enhance</b> skills among relevant stakeholders so youth and adults can engage in positive social relationships and decision-making capabilities.</p> <p><b>Strategy 3. Provide support</b> to increase opportunities that increase involvement in drug-free or healthy alternative activities.</p> <p><b>Strategy 4. Increase access, reduce barriers,</b> and improve connections between systems and services that help prevent youth substance use.</p> <p><b>Strategy 5. Change consequences</b> to incentivize positive practices and disincentivize negative practices.</p> <p><b>Strategy 6. Change physical design</b> of the community to enhance protection against or to reduce the risk for youth substance use.</p> <p><b>Strategy 7. Educate and inform about modifying or changing policies</b> that reduce access and availability to substances among youth.</p>	<p>Improve knowledge of youth substance use patterns.</p> <p>Improve knowledge of coalition efforts to address youth substance use in the community.</p> <p>Increase outreach to relevant sectors of the community to address youth substance use.</p> <p>Increase the capacity of local agencies and organizations to address youth substance use.</p> <p>Increase intergovernmental cooperation, coordination, and collaboration to change the conditions that impact youth substance use.</p>	<p>Reduce factors in the community that increase the risk of substance use.</p> <p>Promote factors that minimize the risk of substance use.</p> <p>Increase the ease, ability, and opportunity for youth to access settings, such as programs emphasizing self- efficacy and learning skills that prevent substance use.</p> <p>Decrease the ease, ability, and opportunity for youth to access substances.</p>	<p>Establish and strengthen collaboration among community members and organizations to address youth substance use.*</p> <p>Reduce substance use among youth and over time reduce substance use among adults.*</p>

\* Indicates outcomes you are required to report on.

## Strategies and activities

This section elaborates on the strategies and activities described in the logic model and provides details about how you expect to implement your program.

We expect you to work with the [12 required sectors](#) to carry out evidence-based and practice-based prevention strategies to reduce the use of at least two named substances. You can select these strategies and substances based on a community needs assessment or other local data.

Your strategies should seek to:

- Limit access to substances.
- Change the culture and context on how decisions about substance use are made.
- Shift the consequences associated with substance use to not penalize, but better support youth.
- Address barriers to achieving optimal health and well-being.

Make sure that your strategies are comprehensive, and that you can carry them out during the period of performance (5 years).

### Seven strategies for community-level change

We included the seven strategies in our logic model. These strategies include efforts that affect individuals as well as the entire community.

**Provide information about youth substance use.** This can include educational presentations, workshops or seminars, and data or media presentations like public service announcements (PSAs), brochures, town halls, forums, web communication, social media.

**Build skills** so youth, adults, and community members can build positive social skills and decision-making capabilities. You can do this through a combination of activities such as workshops, seminars, or activities designed to increase the skills of participants, members, and staff. Examples include training and technical assistance, parenting classes, strategic planning retreats, and model programs in schools.

**Provide support** to increase opportunities that reduce risk factors or enhance protective factors for youth and young adults. Create opportunities for participation in activities that reduce risk or enhance protection. These might include alternative activities, mentoring, referrals for services, support groups, and youth clubs.

**Increase access, reduce barriers, and improve connections** between systems and services that help prevent youth substance use. Improve systems and processes to increase the ease, ability, and opportunity to use them. These might include opportunities to access transportation, housing, education, safety, recreational facilities, and culturally sensitive prevention initiatives.

**Change consequences** to incentivize positive practices and disincentivize negative practices. Increase or decrease the probability of a behavior by altering the consequences for performing that behavior. These might include recognition programs for merchants who pass compliance checks and publicizing businesses that are not compliant with local ordinances.

**Change the physical design** of the community to reduce the risk for and enhance protection against youth substance use. These might include re-routing foot and car traffic, adjusting park hours, and reducing the number and location of places where people can access alcohol or tobacco. DFC federal funds or your cost sharing contributions cannot support landscape, lighting, or construction projects.

**Educate and inform** about policies that reduce access and availability to substances among youth. These may include written procedures, by-laws, proclamations, rules, or laws, to the extent that applicable law and policies allow. These might include workplace initiatives, law enforcement procedures, and practices, public policy actions, and systems change.

**To help inform your strategies and activities, you can:**

- Refer to [The Seven Strategies for Community Change](#).
- Use the National Coalition Institute's (NCI) coalition logic model to identify root causes and local conditions to address youth substance use. You can use the results of that analysis to determine the strategies and activities you will implement to support the outcomes identified in the DFC logic model.
- Use the [SAMHSA Strategic Prevention Framework](#) for assessment, planning, and decision-making. Consider cultural competence and sustainability in all five steps of the process.

**We do not require you to submit your own logic model in your application.**

## Outcomes

This section includes information about the outcomes we expect you to report progress on and achieve within the performance period.

We expect you to achieve a series of short-term, intermediate, and long-term outcomes as a result of your efforts. Tailor the short-term, intermediate, and long-term outcomes in the [DFC logic model](#) in your detailed performance measurement plan.

## Communities of focus

We expect you to define the communities you propose to serve, using various geographic boundaries, including:

- Neighborhoods.
- Census tracts.
- ZIP codes.
- School districts.
- Townships.
- Counties.
- Parish lines.
- Other defining properties.

You must also include the rationale you use for selecting your chosen community and describe how you plan to prevent and reduce substance use among youth in that area.

Carefully consider the size and population of the area so you will have the ability to affect change. For example, choosing a community that is too large may be problematic because multiple neighborhoods may have distinct problems or conditions that need to be addressed to affect change.

## Work plan

You must provide a detailed work plan (12-month action plan) for the current performance period of 2025 to 2026. The action plan should demonstrate a comprehensive approach to the reduction of the use of at least two substances and create sustainable community-level change.

You should develop the 12-month action plan by using the following example.

Make sure that your plan:

- Outlines the specific objectives, strategies, and activities that align with DFC goals, including who is responsible and the anticipated timeframe.
- Addresses at least two named substances that you select based on a community needs assessment or other local data. You should include a rationale based on data such as school suspension rates, school suspensions, juvenile court data, emergency room data, or other applicable data. Strategies and activities should be specific to the selected substances. Note: Vaping is not a substance, it is a substance delivery method.
- Includes activities that address risk and protective factors, including root causes that may be driving substance use in the community, such as Adverse Childhood Experiences and mental health.
- Uses existing frameworks, such as the Strategic Prevention Framework (SPF) and Seven Strategies for Community-Level Change.
- Includes objectives that are specific, measurable, achievable, realistic, and time-bound (SMART).

## Example work plan (12-month action plan)

DFC Goal 1: Establish and strengthen collaboration among community stakeholders and organizations to address youth substance use.

Table: Work plan example for objective 1

Objective 1: [SMART objective]

Strategy 1: [Specific strategy]

Activity	Who is Responsible	By When?

Strategy 2: [Specific strategy]

Activity	Who is Responsible	By When?

DFC Goal 2: Reduce substance use among youth and, over time, reduce substance use among adults by addressing the factors in a community that increase the risk of substance use and promoting the factors that minimize the risk of substance use.

Table: Work plan example for objective 2

Objective 2: [SMART objective]

Strategy 1: [Specific strategy]

Activity	Who is Responsible	By When?

Strategy 2: [Specific strategy]

Activity	Who is Responsible	By When?

You must also provide a summary (up to one paragraph) of what you aim to achieve at the end of the 5 years and how the objectives and strategies outlined in the 12-month action plan will help contribute to the long-term outcomes to foster sustainable, community-level change.

You will have the flexibility to modify and finalize the work plan post-award and following the completion of the National Coalition Academy (NCA).

**Table: Using SMART Objectives**

Regular Objective	SMART Objective
Reduce substance use rates for adolescents	By July 31, 2026, reduce the percent of 9th graders in Random County who have used [specific substance] from 8 percent baseline to 7 percent as indicated in our annual youth survey.
Meet with 12 high schools to inform them about drug drop-box programs.	Public health staff will meet with key stakeholders at all high schools in our jurisdiction resulting in 3 out of 4 high schools committing to work on educating about and implementing drug drop-box programs by June 2026, as indicated in our annual school partner survey.

## Data, monitoring, and evaluation

### CDC strategy

Evaluation and performance measurement are tools used to:

- Highlight program accomplishments.
- Monitor the implementation.
- Demonstrate the effectiveness of NOFO strategies and activities.
- Build an evidence base for program strategies.
- Clarify the applicability of the evidence base to different populations, settings, and contexts.
- Drive continuous program improvement.

### Required performance measures

The DFC National Cross-Site Evaluation is intended to measure the effectiveness of the DFC Support Program in achieving its goals of increasing collaboration and preventing or reducing youth substance use. The collection of key data is a critical component of this award.

You must participate in the DFC National Cross-Site Evaluation, which includes providing data every 2 years on core measures for alcohol, tobacco, marijuana, and prescription drug use in at least three grades between 6th and 12th grade. We recommend that you include at least one grade at the middle school level and one grade at the high school level.

You will collect data for the following measures:

- **Past 30-day use:** The percentage of survey respondents who reported using alcohol, tobacco, marijuana, or misusing prescription drugs at least once within the past 30 days.
- **Perception of risk:** The percentage of survey respondents who perceived that their use of a given substance has moderate or great risk.
- **Perception of parental disapproval:** The percentage of survey respondents who perceived their parents would feel that regular use of alcohol (one or two drinks nearly every day), or engaging in any use of tobacco, marijuana, or misuse of prescription drugs is wrong or very wrong.
- **Perception of peer disapproval:** The percentage of survey respondents who perceived their friends would feel it would be wrong or very wrong for them to drink alcohol regularly (one or two drinks nearly every day), or engage in any use of tobacco, marijuana, or misuse of prescription drugs.

It will be your responsibility to adhere to the DFC National Cross-Site Evaluation reporting schedule (every 2 years for the substances named in the respective grade levels). If you do not submit the core measures, you will have failed to comply with the award terms and conditions.

We will also require you to submit annual progress reports that outline the community profile, sector and youth engagement, coalition capacity, risk, and protective factors, and implementation of youth substance use prevention strategies. You should identify and monitor measures of short-term, intermediate, and long-term outcomes, which can serve as benchmarks for measuring programmatic progress and impact.

## Evaluation and performance measurement plan

You must provide an evaluation and performance measurement plan. Use the measures required under the CDC strategy section.

Include the following elements.

### Methods

Describe how you will:

- Collect the performance measures.
- Use evaluation findings for continuous program quality improvement.
- Incorporate evaluation and performance measurement into planning, implementing, and reporting of project activities.

Additionally, explain:

- How key program partners will participate in the evaluation and performance measurement process.
- How feasible it will be to collect appropriate evaluation and performance data.
- How you will share evaluation findings with communities and stakeholders.
- Other relevant information, such as performance measures you propose.

## Data management plan

For all public health data that you plan to collect, describe:

- The data you plan to collect and their available data sources.
- The feasibility of collecting appropriate evaluation and performance data.
- Other relevant data information, such as performance measures you propose.

## Evaluation and performance measurement requirements post award

We do not require you, at the time of application, to comply with the DFC National Cross-Site Evaluation's Requirements. However, we will require you to comply with the evaluation requirements once awarded. This includes:

- Submitting any surveys used to collect core measure data for review and approval through the DFC and CARA & Me system.

- Submitting the core measure data in specified increments (every 2 years) for the substances named in the respective grade levels.
- Submitting a data management plan (DMP) that includes:
  - The data you will collect or generate.
  - If there are reasons why you cannot share data collected or generated under this award with CDC. These could include legal, regulatory, policy, or technical concerns.
  - Who can access data and how you will protect it.
  - Data standards that ensure released data have documentation that describes collection methods, what the data represent, and data limitations.
  - Archival and long-term data preservation plans.
  - How you will update the DMP as new information is available over the life of the project. You will provide updates to the DMP in annual reports.

For a definition of “public health data” and other key information, see [Data Management and Access](#) on our website.

## Paperwork Reduction Act

Any activities involving information collection from 10 or more individuals or organizations may require the Paperwork Reduction Act (PRA) approval. The PRA requires review and approval of the information collection by the White House Office of Management and Budget. For further information to determine if a proposed activity requires PRA approval, contact your project officer. Collections include items like surveys and questionnaires. If you have collections requiring PRA approval, CDC is responsible for working with OMB to gain the approval.

For more information about CDC’s requirements under PRA see [CDC Paperwork Reduction Act Compliance](#).

# Organizational capacity

You must demonstrate your organizational capacity to manage and implement the grant. This capacity includes your organizational structure, key personnel, and Community Coalition described as follows.

## Organizational structure

You must describe the organizational structure and how it will support your implementation of the grant.

You must have the capacity to:

- Oversee operations of activities and programs.
- Provide fiscal oversight.
- Complete and submit required reports on time.
- Provide adequate communication.
- Formulate coalition goals and objectives.
- Develop and carry out the 12-month action plan.
- Maintain engagement with the required 12 sectors each budget year.
- Retain and recruit members.
- Demonstrate substantial involvement from volunteers.

If you are serving as a fiscal agent on behalf of a coalition, indicate that in this section. Fiscal agents must include a Memorandum of Understanding (MOU) that describes:

- The working relationship between the fiscal agent and the community coalition to implement the grant.
- The management role of the coalition's leadership in financial decisions related to the DFC grant.

A sample MOU is provided in the supporting materials.

## Key personnel

At a minimum, we require the following key personnel:

### Authorized organization representative (AOR)

- The AOR is the representative of your organization with authority to act on your organization's behalf in matters related to the award and administration of grants.

- In signing a grant application, the AOR agrees that your organization will assume the obligations of the award. These responsibilities include overseeing the financial aspects of the grant and the performance of the grant-supported project or activities as specified in the approved application.
- The AOR must be an employee of your organization and must be identified in the Personnel budget category as either federal or non-federal.
- The AOR must not be the same person as the PD/PI and the project coordinator.

### Program director or principal investigator (PD/PI)

- The PD/PI is the person who provides programmatic oversight of the grant and is accountable to officials of your organization.
- The PD/PI cannot be the same person as the AOR.

### Project coordinator

- The project coordinator manages the work of the coalition and program activities, including training, coalition communication, data collection, and information dissemination.
- The PD/PI and the project coordinator can be the same person.

## Required skills

Staff selected to fulfill key personnel positions should have skills in non-research program administration, including:

- Program planning and implementation.
- Program evaluation.
- Performance monitoring.
- Financial management and reporting.
- Budget management and administration.
- Personnel management.
- Project management.

To demonstrate proficiency in these topic areas, you will submit resumes for filled positions or position descriptions for unfilled positions.

## Community coalition

You must describe the role of the community coalition in this section.

For the purposes of this program, a community coalition is a community-based formal arrangement for cooperation and collaboration among 12 required sectors of a community in which each group retains its identity, but all agree to work together toward a common goal.



**Please note:** Coalition members cannot represent more than one sector category. Paid staff (like your program director/principal investigator and project coordinator) cannot serve as sector representatives.

Please refer to the following page for a detailed description of the required sectors.

## The required sectors are:



**Youth:** Someone 18 years of age or younger in a public, private, home schooled, or alternative school (you must list their age).



**Parent:** A person who is legally responsible for a child, grandchild, or foster child.



**Business:** A representative of a business-related organization that provides services that are not in conflict with the goals and objectives of the DFC program.



**Media:** A representative of a communication outlet that provides information to the community. Through an appropriate media platform, this representative should be capable of communicating and sharing information (such as in print, digitally, or through social media) that furthers the coalition's mission.



**School:** A representative of the school system with influence in school policies and procedures.



**Youth-serving organization:** A representative of an organization that provides services to support youth.



**Religious or fraternal organization:** A representative of a faith-based organization or representative from a fraternal organization that is based on a common tie or pursuit of a common goal. The organization must have a substantial program of fraternal activities.



**Law enforcement:** A representative of a law enforcement agency. The representative must be an active sworn law enforcement officer, not retired.



**Civic or volunteer groups:** A representative of an organization that provides civic or volunteer activities that serves the community (not a coalition member). Examples include Lions clubs, Rotary clubs, and so on.



**Healthcare professional:** An individual or representative of an organization licensed to provide physical, mental, or behavioral healthcare services, like a pediatrician, pharmacist and so on.



**State, local, or tribal governmental agency with expertise in the field of substance use:** A representative of a government-funded agency with a focus on substance use prevention, treatment, or recovery support services.



**Other organizations** involved in reducing substance use.

For tribal applicants, appropriate sector representatives may hold different titles and positions than non-tribal applicants. For example:

- A traditional healer or spiritual leader can serve as the religious and fraternal organization sector representative.
- A tribal Elder that enforces tribal law can serve as a law enforcement sector representative.
- A storyteller can serve as the media sector representative.

If there are positions or titles for other sectors that you believe meet DFC requirements, please provide the rationale in the sector table.

## Collaborations

### With other CDC projects and CDC-funded organizations

We encourage you, where applicable and appropriate, to collaborate with CDC programs that are implementing evidence-based and practice-based prevention strategies that align within the strategies and activities section and note this in your application.

Memoranda of Understanding (MOUs) or Memoranda of Agreement (MOAs) with these collaborators are not required.

Examples of relevant CDC partners and programs include:

- [Overdose Data to Action – State Overdose Data to Action](#)
- [Overdose Data to Action – Local Overdose Data to Action](#)
- [Opioid Response Strategy \(ORS\), High-Intensity Drug Trafficking Areas \(HIDTA\) Program](#)
- [CDC’s Alcohol Program](#)
- [Division of Adolescent and School Health](#)
- [Suicide Prevention, Division of Injury Prevention](#)
- [Office on Smoking and Health](#)
- [Office of Tribal Affairs and Strategic Alliances](#)
- [Good Health and Wellness in Indian Country CDC](#)

# Budget, funding policies, and limitations

## General guidance

- Your budget is arranged in eight categories: salaries and wages, fringe benefits, travel, equipment, supplies, contractual, other (includes consultant costs) and indirect costs.
- You may use funds only for reasonable program purposes consistent with the award, its terms and conditions, and federal laws and regulations that apply to the award. If you have questions about this determination, ask the grants management specialist.
- You may not use funds to purchase furniture or equipment.

See also program-specific limitations.

## Unallowable costs

You may not use funds for:

- Research.
- Clinical care, except as allowed by law.
- Pre-award costs, unless we give you prior written approval.
- Other than for normal and recognized executive-legislative relationships:
  - Publicity or propaganda purposes, including preparing, distributing, or using any material designed to support or defeat the enactment of legislation before any legislative body.
  - The salary or expenses of any grant or contract recipient, or agent acting for such recipient, related to any activity designed to influence the enactment of legislation, appropriations, regulation, administrative action, or executive order proposed or pending before any legislative body.
  - See [Anti-Lobbying Restrictions for CDC Grantees](#).

## Supplanting existing funding

- You cannot replace your current program's funds with federal grant funds.

## Pass-through funding to community organizations

- Grant funds cannot be passed on to other community organizations via mini-grants or other methods, including one coalition funding another coalition. The recipient coalition must directly manage the programmatic work of the DFC Program.

## Data collection and evaluation limit

- No more than 10% of the total federal grant award can be used for data collection and evaluation purposes. Coalitions are not required to hire evaluators.
- This limit does not apply to non-federal match funding.

## Furniture and equipment purchases

- You cannot use funds to purchase furniture or equipment.
- You cannot use funds for landscaping or neighborhood revitalization projects, including lighting or community gardening efforts.

## Law enforcement and detection or testing devices

- You cannot use funds for vaping detection devices, drug testing strips, drug testing kits, or to purchase Naloxone.
- You cannot use funds for law enforcement equipment, drug courts, drug search detection canines, or related training.

## Educational and sports programs

- You cannot use funds for youth sports programs.
- You cannot use funds for stipends or tuition expenses.
- You cannot use funds for curricula or packaged strategies that do not have evidence of effectiveness or have evidence of harm in the peer reviewed literature.

## Special considerations

- **Food** is only allowed as a small incentive (up to \$3 per person) for participating in a community-wide event of the DFC Support Program.
- **Promotional items/incentives** are only allowed for program outreach, and specific purposes necessary to meet the requirements, goals, and objectives of the federal grant award (up to \$30 per person per activity).

- **Travel:** Follow the guidance provided by your organization. If you don't have official travel guidance, refer to [Planning for Travel](#) for detailed instructions on local GSA rates.
- **Lodging and subsistence:** Other travel expenses like lodging, meals, and incidentals, must be reasonable and not exceed the costs outlined in local GSA rates or the limits set by your organization's travel policy. For more information on travel costs, please see [45 CFR 75.474](#).
- You **can use** funds for program staff background checks and drug tests.

For guidance on some types of costs that we restrict or do not allow, see 45 CFR part 75, [General Provisions for Selected Items of Cost](#).

## Indirect costs

Indirect costs have a common or joint purpose across more than one project and cannot be easily separated by project. Learn more at [CDC Budget Preparation Guidelines](#).

To charge indirect costs you can select one of two methods:

**Method 1 — Approved rate.** You currently have an indirect cost rate approved by your cognizant federal agency.

Provide a summary of the rate. Enclose a copy of the current approved rate agreement in your [attachments](#).

**Method 2 — *De minimis* rate.** Per [2 CFR 200.414\(f\)](#), if you have never received a negotiated indirect cost rate, you may elect to charge a *de minimis* rate. If you choose this method, costs included in the indirect cost pool must not be charged as direct costs.

This rate is 15% of modified total direct costs (MTDC). See [2 CFR 200.1](#) for the definition of MTDC. You can use this rate indefinitely.

## Other indirect cost policies

- As described in [45 CFR 75.403\(d\)](#), you must consistently charge items as either indirect or direct costs and may not double charge.
- Indirect costs may include the cost of collecting, managing, sharing, and preserving data.

## Salary rate limitation

The salary rate limitation in the current appropriations act applies to this program. As of January 2025, the salary rate limitation is \$225,700. We will update this limitation in future years.

## Program income

Program income is money earned as a result of your award-supported project activities. You must use program income for the purposes and under the conditions of the award. Find more about program income at [45 CFR 75.307](#).





# Step 2:

# Prepare Your Application

## In this step

Find the application package	<a href="#">34</a>
Help applying	<a href="#">34</a>
Join the informational call	<a href="#">34</a>
Application contents and format	<a href="#">35</a>

# Find the application package

The application package has all the forms you need to apply. You can find it online. Go to [Grants Search at Grants.gov](#) and search for opportunity number CDC-RFA-CE20-20040601CONT25.

If you can't use Grants.gov to download application materials or have other technical difficulties, including issues with application submission, [contact Grants.gov](#) for assistance.

To get updates on changes to this NOFO, select Subscribe from the View Grant Opportunity page for this NOFO on Grants.gov.

Need help? See [Contacts and Support](#).

## Help applying

For help related to the application process and tips for preparing your application, see [How to Apply](#) on our website. For other questions, see [Contacts and Support](#).

## Join the informational call

For more information about this opportunity, join our informational call: [Competing Continuation \(Year 6\) Applicant Informational Webinar](#).

**Date:** March 25, 2025

**Time:** 2 p.m. to 4 p.m. ET

We will record the webinar. If you are not able to join live, you can [replay the webinar](#).

The goals of this session are to review the requirements of the DFC Program, outline how to apply, and describe how the applications will be evaluated and scored.

Joining and participating is voluntary and does not affect eligibility, application scoring, or award selection. You can attend anonymously.

# Application contents and format

Applications include 20 items. This section includes guidance on each and how many points will be assigned to them.

Make sure to include each of the following:

Item	How to upload	Page limit
<input type="checkbox"/> <a href="#">Project abstract</a>	Use the Project Abstract Summary Form on Grants.gov	1 page
<input type="checkbox"/> <a href="#">Project narrative</a>	Use the Project Narrative Attachment form on Grants.gov	20 pages
<input type="checkbox"/> <a href="#">Budget narrative</a>	Use the Budget Narrative Attachment form on Grants.gov	None
<a href="#">Attachments</a> (13 total)	Insert each in a single Other Attachments form on Grants.gov	
<input type="checkbox"/> Table of contents		None
<input type="checkbox"/> Sector table		None
<input type="checkbox"/> Meeting minutes		None
<input type="checkbox"/> General applicant information		None
<input type="checkbox"/> Letter of mutual cooperation (if applicable)		None
<input type="checkbox"/> Statement of legal eligibility		None
<input type="checkbox"/> Memorandum of Understanding (MOU) (if applicable)		None
<input type="checkbox"/> Ten-year funding limit		None
<input type="checkbox"/> Disclosure of prior DFC funding		None
<input type="checkbox"/> Congressional notification		None
<input type="checkbox"/> Indirect cost rate agreement		None
<input type="checkbox"/> Resumes and job descriptions		None
<input type="checkbox"/> Report on overlap (if applicable)		None

Item	How to upload	Page limit
<a href="#">Other required forms</a> (3 total)	Upload using each required form.	
<input type="checkbox"/> Application for Federal Assistance (SF-424)		None
<input type="checkbox"/> Budget Information for Non-Construction Programs (SF-424A)		None
<input type="checkbox"/> Disclosure of Lobbying Activities (SF-LLL) (if applicable)		None

Your organization's authorized official must certify your application.

We will provide instructions on document formats in the following sections. If you don't provide the required documents, your application is incomplete. See [responsiveness criteria](#) and [initial review](#) sections to understand how this affects your application.

### Required format for project abstract, project narrative, and budget narrative

Font: Calibri

File format: PDF

Size: 12-point font

Tables, footnotes, and text in graphics may be 10-point.

Ink color: Black

Spacing: Single-spaced

Margins: 1-inch

Include page numbers.

## Project abstract (0 points)

Page limit: 1

File name: Project abstract summary

Provide a self-contained summary of your proposed project, including the purpose and outcomes. Do not include any proprietary or confidential information. We use this information when we receive public information requests about funded projects.

## Project narrative (100 points)

Page limit: 20

File name: Project narrative

Section	Evaluation Criterion	Total Number of points (out of 100)
1. Background and Approach	Background	5 points
	Approach	20 points
	Communities of focus	5 points
	Work plan	20 points
2. Evaluation and performance measurement	Evaluation and performance measurement plan	25 points
3. Organizational capacity	Organizational capacity	13 points
	Community Coalition	10 points
	Coalition	2 points

Your project narrative must use the exact headings, subheadings, and order as follows.

## Background (5 maximum points: See table)

Describe the problem you plan to address. Be specific to your population and geographic area.

How this will be evaluated.	Points
Is there a clear description of the nature and scope of the problem, including the risk factors and local conditions that are driving youth substance use and data to show how the chosen substances have contributed to problems among youth in the community?	5 points

## Approach (20 maximum points: See table)

### Strategies and activities

Describe how you will carry out the proposed strategies and activities to achieve performance outcomes. Explain whether they are:

- Existing evidence-based strategies.
- Other strategies. Include a reference to where you describe how you will evaluate them in your evaluation and performance measurement plan.

If needed, refer to the [strategies and activities](#) section of the program description.

### Outcomes

Using the [program logic model](#) in the approach section of the program description, identify outcomes you expect to achieve or make progress on by the end of the performance period.

How this will be evaluated.	Points
How the application addresses youth substance use in the community, including the mission of the coalition as it relates to prevention of youth substance use.	5 points
Are the goals aligned with the DFC logic model and consistent with the period of performance outcomes in the program's logic model?  Are the strategies and activities achievable and appropriate to meet the project outcomes?	15 points

## Communities of focus (5 maximum points: See table)

Describe the community you plan to address under this award. Explain how you will include them and meet their needs in your project.

If needed, refer to the [communities of focus](#) section of the program description.

How this will be evaluated.	Points
Is the community clearly defined, including geographic areas served?	5 points

## Work plan (20 maximum points: See table)

Include a work plan using the requirements in the [work plan](#) section of the program description.

How this will be evaluated	Points
<p>Is there a detailed 12-month action plan that:</p> <ul style="list-style-type: none"> <li>• Provides a comprehensive approach to prevent youth substance use using the seven strategies for community level change.</li> <li>• Identifies at least 2 substances of focus and addresses the program goals of increasing community collaboration and reducing substance use among youth.</li> <li>• Includes SMART objectives that align with the strategies, activities, and timeline.</li> <li>• Identifies the responsible party and addresses risk and protective factors.</li> </ul>	20 points

## Evaluation and performance measurement plan (25 maximum points: see tables)

You must provide an evaluation and performance measurement plan. This plan describes how you will fulfill the requirements in the [data, monitoring, and evaluation](#) section of the program description.

How this will be evaluated.	Points
How the coalition will participate in the DFC National Cross-Site Evaluation and collect data on youth alcohol, tobacco, marijuana, or prescription drug use for the four core measures.	10 points
How the coalition will monitor and evaluate the success of the goals and objectives of the workplan (i.e., 12-Month Action Plan).	10 points
How the coalition will disseminate the information to all segments of the community, including a description of the data that will be produced using these NOFO funds.	5 points

## Organizational capacity (25 maximum points: See table)

### Organizational structure

Describe how you will address the requirements in the organizational capacity section of the program description.

### Community coalition

Describe the role of the community coalition in this section.

### Collaborations

Describe how you will collaborate with programs and organizations, either internal or external to CDC. Explain how you will address the requirements in the collaborations section of the program description.

If needed, refer to the [organizational capacity](#) section of the program description.

How this will be evaluated.	Points
The capacity of the organization to manage programmatic and fiscal requirements of the grant, including the roles and responsibilities of key personnel and recruitment/retention of coalition members, especially youth.	13 points
The roles and responsibilities of the community coalition and fiscal agent (if applicable) and how the 12 sector representatives will be involved in achieving the coalition's goals.	10 points
How the coalition will collaborate with other organizations, leaders, and key partners who have a role in conducting the proposed activities and achieving the project goals.	2 points

## Budget narrative (0 points)

**Page limit:** None

**File name:** Budget narrative

The budget narrative supports the information you provide in Standard Form 424-A.

As you develop your budget, consider if the costs are reasonable and consistent with your project's purpose and activities. We will review your budget and approve costs prior to award.

The budget narrative must explain and justify the costs in your budget. Provide the basis you used to calculate costs. See [CDC Budget Preparation Guidelines](#).

Your budget narrative must follow this format:

- Salaries and wages.
- Fringe benefits.
- Supplies. (HHS uses the definition for [supplies](#) in 2 CFR 200.1.)
- Travel.
- Other categories.
- Contractual costs.
- Total direct costs (total of all items).
- Total indirect costs.

Refer to the [budget, funding policies, and limitations](#) section for policies you must follow.

## Attachments (0 points)

You will upload attachments in Grants.gov using the Other Attachments Form. When adding the attachments to the form, you can upload PDF, Word, or Excel formats.

### Table of contents

**Page Limit:** None

**File name:** Table of contents

Provide a detailed table of contents for your entire submission that includes all the documents in the application and headings in the [project narrative](#) section. There is no page limit.

### Sector table

**File name:** Sector table

You must submit the sector table that describes the 12 individual sector representatives.

### Meeting minutes

**File name:** Coalition minutes

You must include one set of coalition minutes from one meeting that took place between January 2024 and the deadline for submission of this application.

Meeting minutes must include the:

- Meeting date.
- Names of attendees.
- Sector represented.

### General applicant information

**File name:** General applicant information

You must provide responses for all the requested information including:

- Key personnel.
- The coalition's mission statement.
- Substances addressed.
- The date the coalition was established.

- ZIP code served.
- Other community information.

## Letter of mutual cooperation

**File name:** Letter of mutual cooperation

If you propose to serve ZIP codes that overlap with an existing DFC coalition's ZIP code, or with a coalition's ZIP code applying for a DFC grant, you must provide a Letter of Mutual Cooperation.

The letter must:

- Indicate the ZIP codes that overlap.
- Describe a plan for collaboration.
- Be signed by each coalition representative.

Each coalition must meet the requirements set forth in the [DFC Statutory eligibility requirements](#).

## Statement of legal eligibility

**File name:** Statement of legal eligibility

You must indicate that you are able to receive federal funds.

If you (the coalition) are applying on your own behalf, you must have obtained 501(c)(3) status before you submit your application. You will sign and date the form.

If you are partnering with a legal entity that is eligible to receive federal grants (i.e. fiscal agent), they must sign and date the form.

## Memorandum of understanding (MOU)

**File name:** Memorandum of understanding

If you are not able to receive federal funds and choose to partner with a legal entity that can receive federal grants, you must provide an MOU that describes the relationship between the legal entity and the coalition.

Your MOU should outline the roles and responsibilities of each party. Please note:

- A representative of the legal entity and a representative of the coalition must sign the document.
- If the coalition exists within the legal entity that can receive federal grants, an MOU is still required.

- If the name of the legal entity does not match the name of the coalition on the SF-424, an MOU is required.

The MOU must be dated between January 2024 and the deadline for submission of this application.

A sample MOU is provided in the supporting materials.

## Ten-year funding limit

**File name:** Assurance of DFC 10-year funding limit

You must sign and date the assurance certifying that the coalition has not received more than 10 years of DFC funding.

## Disclosure of prior DFC funding

**File name:** Disclosure of prior DFC funding

You must indicate whether you have ever received prior DFC funding by completing the checklist and the table within the attachment.

## Congressional notification

**File name:** Congressional notification

You must provide a summary of your coalition and your proposed activities. If the application is funded, this information will be shared with members of Congress and the media and may be posted on the DFC website.

## Indirect cost rate agreement

**File name:** Indirect cost rate agreement

If you include indirect costs in your budget using an approved rate, include a copy of your current agreement approved by your [cognizant agency for indirect costs](#). If you use the *de minimis* rate, you do not need to submit this attachment.

## Resumes and job descriptions

**File name:** Resumes and job descriptions

For key personnel, attach resumes for positions that are filled. If a position isn't filled, attach the job description with qualifications and plans to hire.

Keep your resumes to 2 pages each.

Keep job descriptions to one page each. Job descriptions must include:

- Title of key personnel position.
- Brief description of duties and responsibilities.
- One to two sentences on how you plan to fill the position, including the expected timeframe.

## Report on overlap

**File name:** Report on overlap

You must provide this attachment only if you have submitted a similar request for a grant, cooperative agreement, or contract to another funding source in the same fiscal year and that request may result in any of the following types of overlap:

### Programmatic

- They are substantially the same project.
- A specific objective and the project design for accomplishing it are the same or closely related.

### Budgetary

- You request duplicate or equivalent budget items that already are funded by another source or requested in the other submission.

### Commitment

- Given all current and potential funding sources, an individual's time commitment exceeds 100%, which is not allowed.
- We will discuss the overlap with you and resolve the issue before award.

## Other required forms

You will need to complete some other forms. Upload the following forms at Grants.gov. You can find them in the NOFO application package or review them and their instructions at [Grants.gov Forms](#).

**Table: Required standard forms**

Forms	Submission requirement
Application for Federal Assistance (SF-424)	With application.
Budget Information for Non-Construction Programs (SF-424A)	With application.
Disclosure of Lobbying Activities (SF-LLL)	If applicable. With the application or before award.

### Important: public information

When filling out your SF-424 form, pay attention to Box 15: Descriptive Title of Applicant's Project.

We share what you put there with [USAspending](#). This is where the public goes to learn how the federal government spends their money.

Instead of just a title, insert a short description of your project and what it will do.

See [instructions and examples](#).



# Step 3:

## Understand Review, Selection, and Award

### In this step

Application review	<a href="#">49</a>
Selection process	<a href="#">49</a>
Risk review	<a href="#">49</a>
Award notices	<a href="#">50</a>

# Application review

## Initial review

We will review your application to make sure that it meets the [responsiveness criteria](#) included in [Step 2: Prepare Your Application](#). If your application does not meet these criteria, we will not move it to the merit review phase.

ONDCP and CDC will jointly screen all DFC applications to determine whether you meet all the DFC Support Program's statutory eligibility requirements.

**We will not review any pages that exceed the page limit.**

## Merit review

Trained reviewers review all applications that pass the initial review. They will use the criteria outlined in [Step 2: Prepare Your Application](#).

We do not consider **voluntary** cost sharing as part of the merit review process.

## Selection process

We will fund applications in rank order based on the average of the reviewer scores.

In the case of a tie, ONDCP may prioritize applicants proposing to reach rural, American Indian/Alaska Native, and economically disadvantaged communities.

We will notify both the successful and the unsuccessful applicants of the outcome prior to the start of the period of performance.

Our ability to make awards depends on available appropriations.

## Risk review

Before making an award, we review the risk that you will not prudently manage federal funds. We need to make sure you've handled any past federal awards well and demonstrated sound business practices. We use SAM.gov [Responsibility / Qualification](#) to check this history for all awards likely to be over \$250,000 during the period of performance. We also check Exclusions.

You can comment on your organization's information in SAM.gov. We'll consider your comments before making a decision about your level of risk.

We may ask for additional information prior to award based on the results of the risk review.

If we find a significant risk, we may choose not to fund your application or to place specific conditions on the award.

For more details, see [45 CFR 75.205](#).

## Award notices

If you are successful, we will email a Notice of Award (NoA) to your authorized official.

We will email you or write you a letter if your application is disqualified or unsuccessful.

The NoA is the only official award document. The NoA tells you about the amount of the award, important dates, and the terms and conditions you need to follow. Until you receive the NoA, you don't have permission to start work.

Once you draw down funds, you have accepted all terms and conditions of the award.

If you want to know more about NoA contents, go to [Understanding Your Notice of Award](#) at CDC's website.



# Step 4:

# Submit Your Application

## In this step

Get registered	<a href="#">52</a>
Application submission and deadlines	<a href="#">53</a>
Submission methods	<a href="#">54</a>
Other submissions	<a href="#">54</a>

# Get registered

You must be registered in both SAM.gov and Grants.gov to apply. You can review the requirements and get started on developing your application before your registrations are complete.

## SAM.gov

You must have an active account with SAM.gov. This includes having a UEI. SAM.gov registration can take several weeks. Begin that process today.

To register, go to [SAM.gov Entity Registration](#) and select Get Started. From the same page, you can also select the Entity Registration Checklist for the information you will need to register.

When you register or update your SAM.gov registration, you must agree to the [financial assistance general certifications and representations](#). You must agree to those for grants specifically, as opposed to contracts, because the two sets of agreements are different. You will have to maintain your registration throughout the life of any award.

## Grants.gov

You must also have an active account with [Grants.gov](#). You can see step-by-step instructions at the Grants.gov [Quick Start Guide for Applicants](#).

# Application submission and deadlines

Refer to the [find the application package](#) information to make sure you have everything you need.

You must obtain a UEI number associated with your organization's physical location. Some organizations may have multiple UEI numbers. Use the UEI number associated with the location receiving the federal funds.

Make sure you are current with SAM.gov and UEI requirements.

You will have to maintain your registration throughout the life of any award.

## Application deadline

**Due on May 5, 2025 at 11:59 p.m. ET.**

Grants.gov creates a date and time record when it receives the application. If you submit the same application more than once, we will accept the last on-time submission.

The grants management officer may extend an application due date based on emergency situations such as documented natural disasters or a verifiable widespread disruption of electric or mail service.

# Submission methods

## Grants.gov

You must submit your application through Grants.gov. Refer to the [get registered](#) information if needed.

For instructions on how to submit in Grants.gov, see the [Quick Start Guide for Applicants](#). Make sure your application passes the Grants.gov validation checks. Do not encrypt, zip, or password-protect any files.

See [Contacts and Support](#) if you need help.

## Email submission

If you are unable to submit your application via grants.gov we may accept an email submission. Prior approval from the Grants Management Specialist/ Grants Management Official (GMS/GMO) is required. Emailed applications submitted without prior approval will not be considered. The GMS/GMO will advise the applicant of specific instructions for submitting the application via email. Email submission requests are handled on a case-by- case basis.

To submit a request for an email application you must:

- Submit a help ticket by e-mail at [support@grants.gov](mailto:support@grants.gov).
- Include the [www.grants.gov](http://www.grants.gov) case number assigned to the inquiry.
- Describe the difficulties that prevent electronic submission.
- Describe your efforts taken with the [www.grants.gov](http://www.grants.gov) Contact Center to submit electronically.
- Submit your request and attach the email from [support@grants.gov](mailto:support@grants.gov) to [DFC\\_OGS@cdc.gov](mailto:DFC_OGS@cdc.gov) at least five calendar days before the application deadline.

## Other submissions

### Intergovernmental review

This NOFO is not subject to Executive Order 12372, Intergovernmental Review of Federal Programs. No action is needed.



# Step 5:

# Learn What Happens After the Award

## In this step

Post-award requirements and administration	<a href="#">56</a>
Reporting	<a href="#">58</a>
CDC award monitoring	<a href="#">60</a>
Required Training	<a href="#">61</a>

# Post-award requirements and administration

We adopt by reference all materials included in the links within this NOFO.

## Administrative and national policy requirements

There are important rules you need to read and know if you get an award. You must follow:

- All terms and conditions in the Notice of Award (NoA), including [CDC General Terms and Conditions](#). The NoA includes the requirements of this NOFO.
- The rules listed in [45 CFR part 75](#), Uniform Administrative Requirements, Cost Principles, and Audit Requirements for HHS Awards, or any superseding regulations. Effective October 1, 2024, HHS adopted the following superseding provisions:
  - [2 CFR 200.1](#), Definitions, Modified Total Direct Cost.
  - [2 CFR 200.1](#), Definitions, Equipment.
  - [2 CFR 200.1](#), Definitions, Supplies.
  - [2 CFR 200.313\(e\)](#), Equipment, Disposition.
  - [2 CFR 200.314\(a\)](#), Supplies.
  - [2 CFR 200.320](#), Methods of procurement to be followed.
  - [2 CFR 200.333](#), Fixed amount subawards.
  - [2 CFR 200.344](#), Closeout.
  - [2 CFR 200.414\(f\)](#), Indirect (F&A) costs.
  - [2 CFR 200.501](#), Audit requirements.
- The HHS [Grants Policy Statement](#) (GPS). This document has policies relevant to your award. If there are any exceptions to the GPS, they'll be listed in your Notice of Award.
- All federal statutes and regulations relevant to federal financial assistance, including the cited authority in this award, the funding authority used for this award, and those highlighted in the [HHS Administrative and National Policy Requirements](#).

Each year, DFC recipients must demonstrate compliance with all the [Statutory Eligibility Requirements](#) to be considered for continuation funding as follows:

- 12 Sectors: [21 USC 1532\(a\)\(2\)\(A\)](#) and [\(C\)](#)
- Six Month Existence: [21 USC 1532\(a\)\(3\)\(A\)](#)
- Mission Statement: [21 USC 1532\(a\)\(4\)\(A\)](#)
- Multiple Drugs of Use: [21 USC 1532\(a\)\(4\)\(D\)](#)
- Evaluation and Performance Measurement Plan: [21 USC 1532\(a\)\(6\)\(A\)](#)
- Entity Eligible to Receive Federal Grants: [21 USC 1532\(a\)\(5\)\(A\)](#)
- Substantial Support from Non-Federal Sources: [21 USC 1532\(a\)\(5\)\(B\)\(C\)](#)
- Limit of Federal Funding Request: [21 USC 1532 \(b\)\(1\)\(A\)\(iv\)](#)
- ZIP Code Overlap: [21 U.S.C. 1532\(b\)\(1\)\(B\)\(i\)](#)
- No More Than 10 Years of DFC Funding: [21 USC 1532 \(b\)\(3\)\(A\)](#)

# Reporting

If you are successful, you will have to submit financial and performance reports. These include:

**Table: Financial and performance reports**

Report	Description	When
Annual Performance Report (Non-Competing Continuation Application)	<p>Serves as yearly continuation application for the upcoming budget period.</p> <p>Includes performance narrative for current and upcoming budget period.</p> <p>Updates 12-month action plan.</p> <p>Includes budget for the next 12-month budget period.</p> <p>Submitted in Grants Management Module, GrantSolutions.</p>	March of each year
Annual Progress Report	<p>Serves as yearly progress report for the current budget period.</p> <p>Outlines the community profile, sector and youth engagement, coalition capacity, risk, and protective factors, and successes and challenges.</p> <p>Identifies how youth substance use prevention strategies will be carried out.</p> <p>Identifies any technical help needs.</p> <p>Submitted in DFC &amp; CARA <i>Me</i> and uploaded with the Annual Performance Report.</p>	August of each year

Report	Description	When
Data management plan	Shows how data are collected and used (data management plan).	August of each year
Data on required performance measures (core measures)	Includes DFC core measures related to alcohol, tobacco, marijuana, and prescription drugs.	Every 2 years
Sustainability Plan	Outlines ways you plan to sustain your programmatic efforts.	Year 7
Federal Financial Report	Includes funds authorized and disbursed during the budget period.  Indicates exact balance of unobligated funds and other financial information.	December of each year
Final Performance Report	Includes information like the Annual Performance Report.	120 days after the end of the period of performance
Final Financial Report	Includes information in Federal Financial Report.	120 days after the end of the period of performance

To learn more about these reporting requirements, see [Reporting](#) on the CDC website.

# CDC award monitoring

Monitoring activities include:

- Routine and ongoing communication between CDC and recipients.
- Site visits.
- Recipient reporting, including work plans, performance reporting, and financial reporting.

We expect to include the following in post-award monitoring:

- Tracking your progress in achieving outcomes.
- Making sure your systems can hold information and generate data reports.
- Creating an environment that fosters integrity in performance and results.

We may also include the following activities:

- Making sure work plans are feasible based on the budget.
- Making sure work plans are consistent with award intent.
- Making sure you are on track to achieve outcomes on time.
- Working with you to adjust your work plan based on outcome achievement, evaluation results, and changing budgets.
- Monitoring programmatic and financial performance measures to ensure satisfactory performance.
- Other activities that help us identify and manage risk, including among high-risk recipients.
- We can take corrective or enforcement actions if your performance is poor, in accordance with applicable regulations which may include [45 CFR 75.371](#) and [75.372](#), as appropriate. This means:
  - The statutory, programmatic, and fiscal requirements must continue to be adhered to as the funded project is implemented.
  - Recipients must comply with the performance goals, milestones, outcomes, and performance data collection as reflected in the NOFO and related policy and guidance, as well as the certifications and assurances submitted with the award application.
  - Failure to meet any one of these requirements is considered non-compliance with program and grant regulations.

# Required Training

## New recipient virtual training

The New Recipient Virtual Training is offered by the Office of National Drug Control Policy in collaboration with CDC's National Center for Injury Prevention and Control and the Office of Grant Services.

Your program director or principal investigator (PD/PI), project coordinator, and the authorized organization representative (AOR) must participate in all the training sessions.

We will share the training dates within 90 days of your award.



# Contacts and Support

## In this step

Agency contacts	<a href="#">63</a>
Grants.gov	<a href="#">63</a>
SAM.gov	<a href="#">63</a>
Reference websites	<a href="#">63</a>

# Agency contacts

## Program

Christi Jones

[DFC\\_NOFO@cdc.gov](mailto:DFC_NOFO@cdc.gov)

## Grants management

Karen Zion

[DFC\\_OGS@cdc.gov](mailto:DFC_OGS@cdc.gov)

## Grants.gov

Grants.gov provides 24/7 support. You can call 1-800-518-4726 or email [support@grants.gov](mailto:support@grants.gov). Hold on to your ticket number.

## SAM.gov

If you need help, you can call 866-606-8220 or live chat with the [Federal Service Desk](#).

## Reference websites

- [U.S. Department of Health and Human Services \(HHS\)](#)
- [Grants Dictionary of Terms](#)
- [CDC Grants: How to Apply](#)
- [CDC Grants: Already Have a CDC Grant?](#)
- [Grants.gov Accessibility Information](#)
- [Code of Federal Regulations \(CFR\)](#)
- [United States Code \(U.S.C.\)](#)